



Music Virtual Learning

# Concert Orchestra

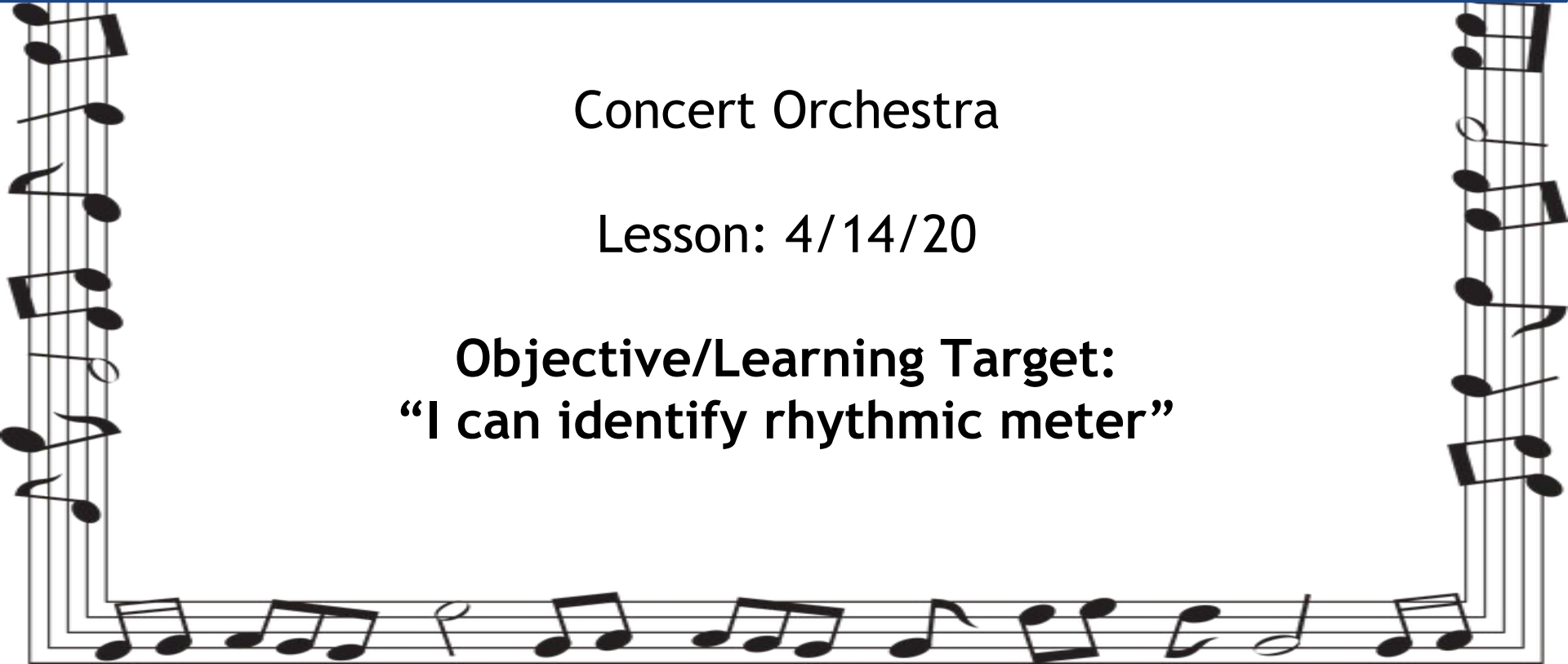
April 14, 2020



# Concert Orchestra

Lesson: 4/14/20

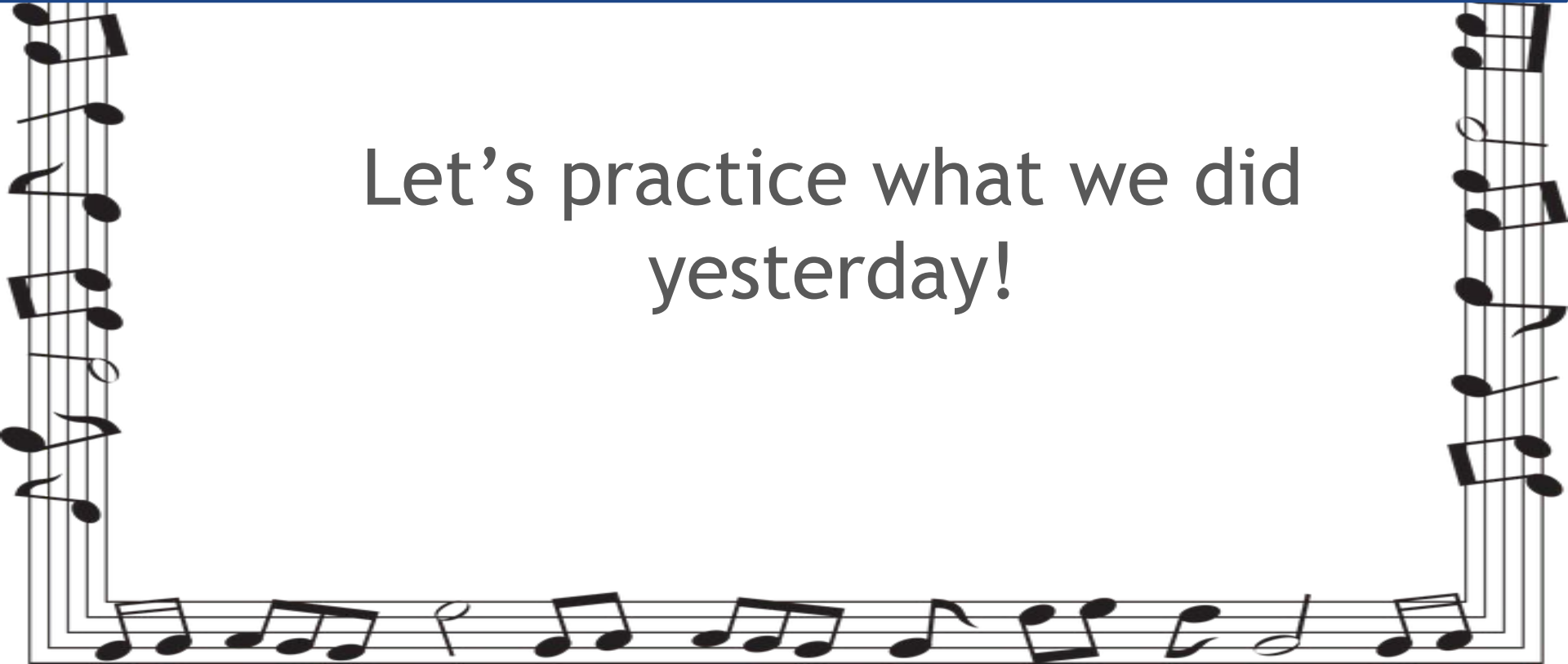
**Objective/Learning Target:**  
**“I can identify rhythmic meter”**



# Warm-Up




Let's practice what we did  
yesterday!




We are going to practice taking our first finger on the D-String and sliding from E to G!


Violin/Viola



Cello



Bass




# Today we will add our third finger!

Your hand should look like this...


Violin/Viola

Cello

(bass issues are on the next slide)



Basses are shifting to  
4th position!



# Practice Exercises

	Beginner	Intermediate	Advanced
Violin	<a href="#">Click Here</a>	<a href="#">Click Here</a>	<a href="#">Click Here</a>
Viola	<a href="#">Click Here</a>	<a href="#">Click Here</a>	<a href="#">Click Here</a>
Cello	<a href="#">Click Here</a>	<a href="#">Click Here</a>	<a href="#">Click Here</a>
Bass	<a href="#">Click Here</a>	<a href="#">Click Here</a>	<a href="#">Click Here</a>



# Lesson



# RHYTHMIC METER

PATTERNS OF STRONG AND WEAK BEATS



# COUNTING REVIEW



# TIME SIGNATURES AND METER

A screenshot of a digital notebook interface. The top status bar shows the time as 2:49 PM on Thursday, April 2, with a battery level of 63%. The notebook has three tabs: 'RhyWkst1', 'RhyWkst2', and 'Notebook (3)'. The main content area is a yellow background with several musical staves. The first staff contains three pairs of time signatures: 2/4, 2/2, and 2/8; 3/4, 3/8, and 3/16. The second staff contains three pairs: 4/4, 4/2, and 4/8; 6/8, 6/4, and 9/8. The third staff contains a single time signature: 5/4.

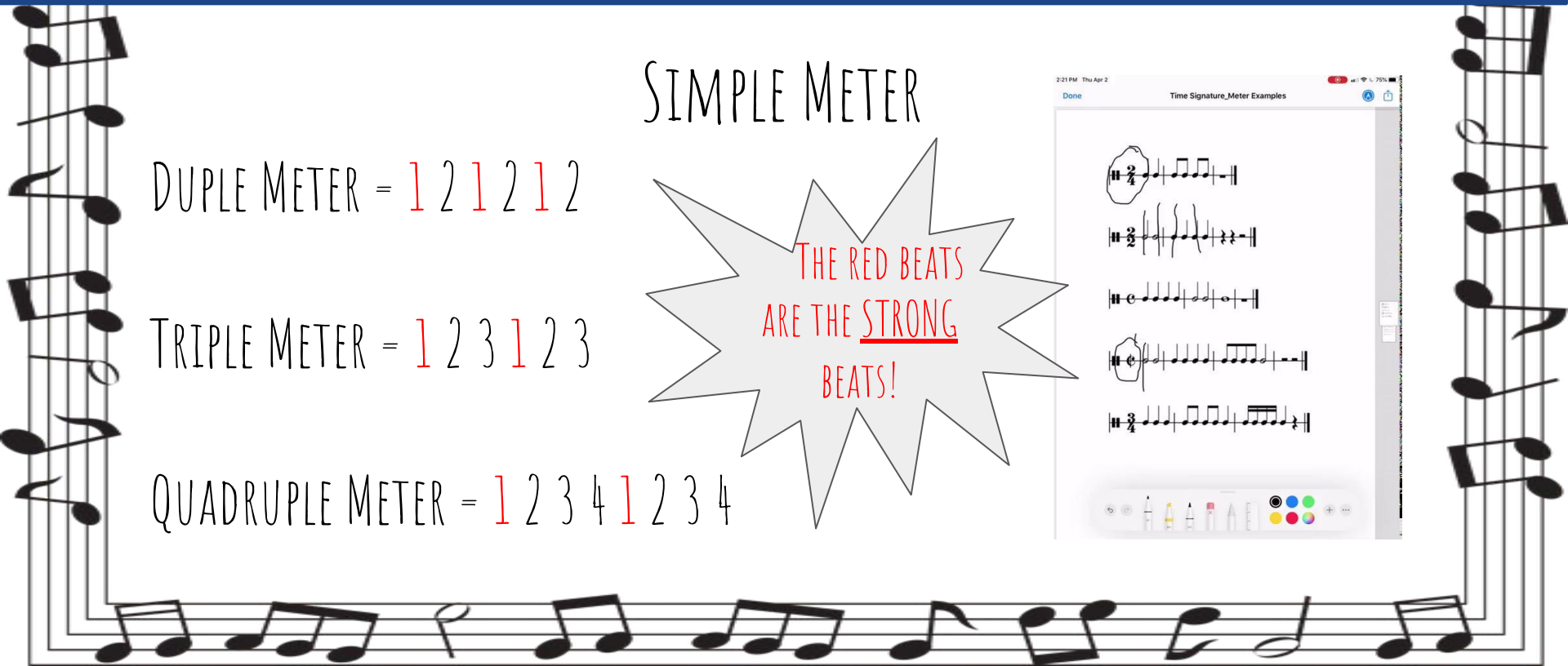
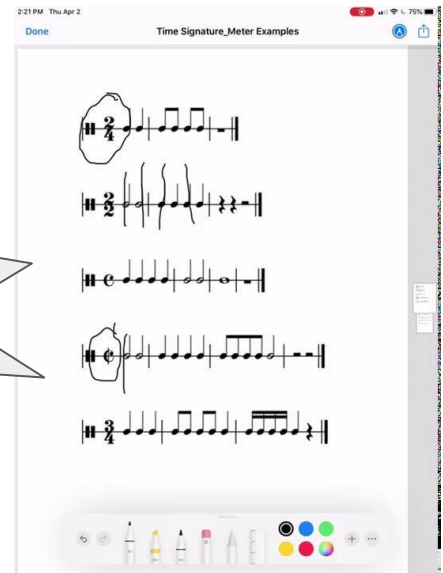
# SIMPLE METER

DUPLE METER = 1 2 1 2 1 2

TRIPLE METER = 1 2 3 1 2 3

QUADRUPLE METER = 1 2 3 4 1 2 3 4

THE RED BEATS  
ARE THE STRONG  
BEATS!



# COMPOUND METER

$$6/8 = \underline{1} \ 2 \ 3 \ 4 \ 5 \ 6$$

(THIS IS DUPLE METER BECAUSE IT IS 2 GROUPS OF 3)

$$9/8 = \underline{1} \ 2 \ 3 \ 4 \ 5 \ 6 \ 7 \ 8 \ 9$$

(THIS IS TRIPLE METER BECAUSE IT IS 3 GROUPS OF 3)

A screenshot of a digital music notation application titled "Time Signature\_Meter Examples". The app interface shows four staves of music, each with a different time signature: 6/8, 9/8, 7/8, and 5/4. The notation includes various note values and rests. At the bottom of the screen, there is a toolbar with drawing tools like pens, highlighters, and erasers, along with a color palette.

# ASYMMETRICAL (OR "IRREGULAR")


$7/8 =$

METER

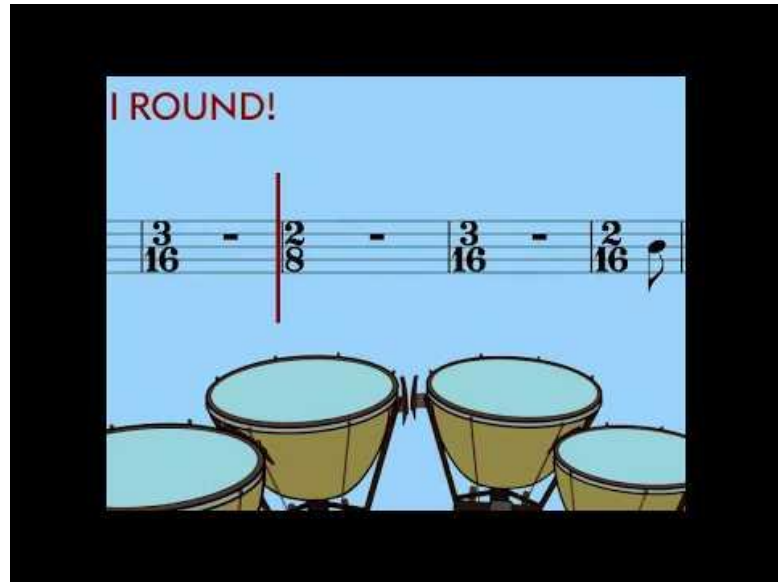
1 2 3 4 5 6 7 OR 1 2 3 4 5 6 7

$5/4 =$

1 2 3 4 5 OR 1 2 3 4 5



THE "RITE OF SPRING" BY STRAVINSKY IS A PERFECT EXAMPLE OF NEEDING TO INTERPRET CHANGING TIME SIGNATURES AND UNDERSTAND WHERE THE STRONG BEATS ARE IN THE MEASURE! LISTEN AND SEE IF YOU CAN "CLAP-A-LONG"! (GOOD LUCK)





TRY COMPOSING YOUR OWN RHYTHM!

[HTTPS://MUSICLAB.CHROMEEXPERIMENTS.COM/RHYTHM/](https://musiclab.chromeexperiments.com/rhythm/)

DO YOU KNOW WHAT THE METER IS? WHERE ARE YOUR STRONG BEATS? (LOOK AT THE VERTICAL LINES)

# Review

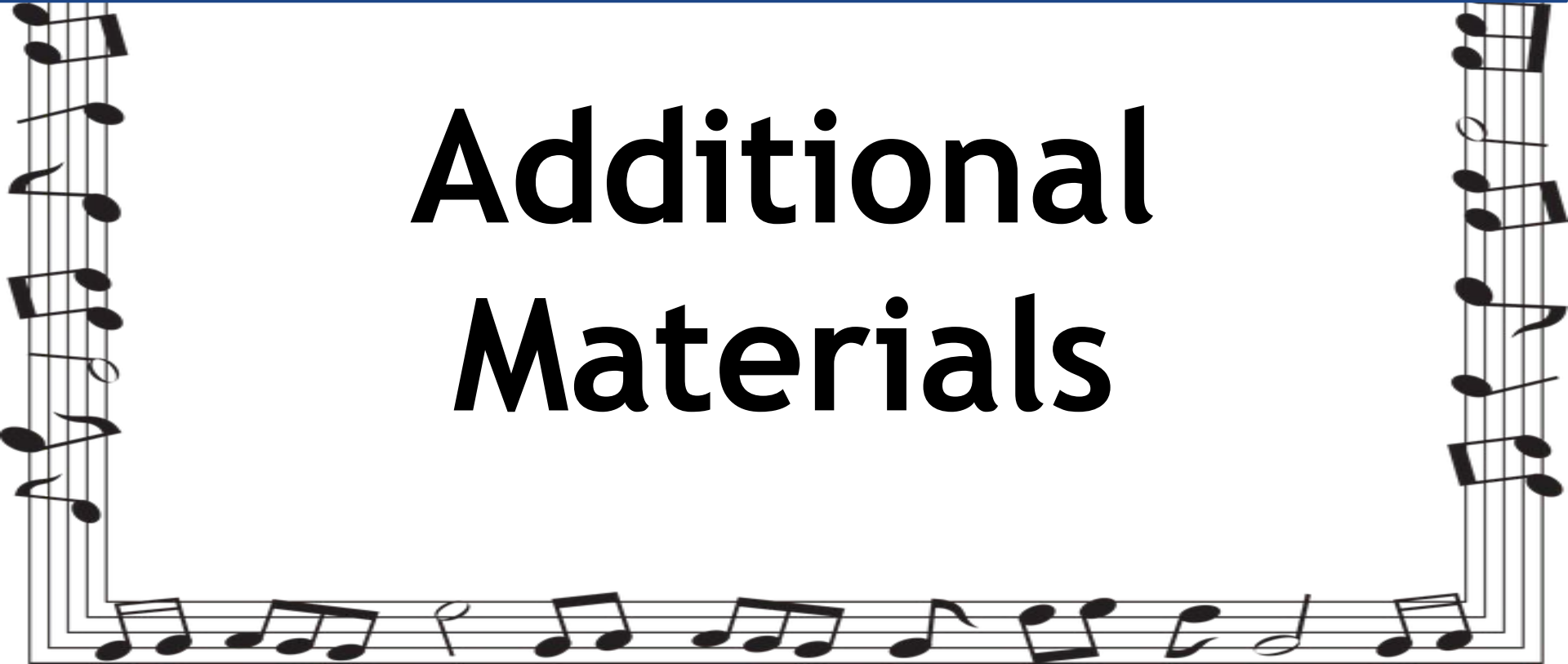


# METER IDENTIFICATION

Simple and Compound Meter

Screencast-O-Matic.com

# Additional Materials





THIS WEBSITE EXPLAINS DIFFERENT KINDS OF METER AND HAS LISTENING EXAMPLES TO HELP YOU IDENTIFY DIFFERENT METERS!!

[HTTP://OPENMUSICTHEORY.COM/METER.HTML](http://openmusictheory.com/meter.html)

THIS WEBSITE LETS YOU PRACTICE! I WOULD SUGGEST CHECKING ONE BOX AT A TIME TO TRY THE EXERCISES, THEN CHOOSE ONE YOU ARE ABLE TO ACCOMPLISH. SOME OF THESE ARE TRICKY!


[HTTPS://UTHEORY.COM/APP/SKILLS/PRACTICE/START/RHYTHM\\_MATH](https://utheory.com/app/skills/practice/start/rhythm_math)

MORE VIDEOS EXPLAINING METER AND TIME SIGNATURES

[HTTPS://WWW.KHANACADEMY.ORG/HUMANITIES/MUSIC/MUSIC-BASICS2](https://www.khanacademy.org/humanities/music/music-basics2)



# Self-Assessment



LISTEN TO ONE OF YOUR FAVORITE SONGS! ANY  
GENRE!

DO YOU KNOW WHAT METER IT IS IN? LISTEN FOR  
THE STRONG BEATS. (PRO TIP: DANCING ALONG  
HELPS YOU FIND THE BEAT!)

